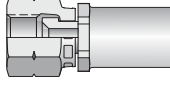
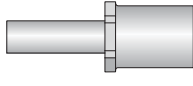
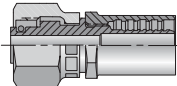
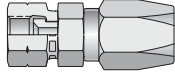

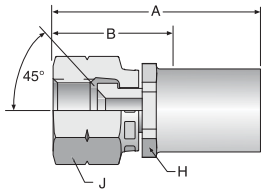






MS Series Visual Index

MS Series FIELD ATTACHABLE	108 SAE 45° Swivel	134 Straight Tube	1TF Marine Tube Connector
	 E-125	 E-125	 E-126

MS Series FIELD ATTACHABLE	208 SAE 45° Swivel	2TF Marine Tube Connector
	 E-126	 E-126

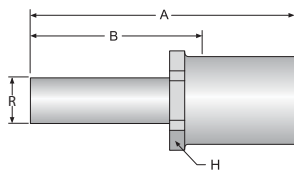
108MS Permanent SAE 45° Swivel (Brass)






Part Number	Thread Size	Hose I.D.		A		Cutoff Allow. B		H Hex	J Hex
		inch	mm	inch	mm	inch	mm	inch	inch
#									
108MS-6-5B	5/8-18	5/16	8	1.72	44	1-1/8	29	5/8	13/16
108MS-6-6B	5/8-18	3/8	10	1.82	46	1-1/16	27	3/4	13/16

Construction: Brass.

134MS Permanent Straight Tube (Brass)



Part Number	Diameter R		Hose I.D.		A		Cutoff Allow. B		H Hex
	inch	mm	inch	mm	inch	mm	inch	mm	inch
#									
134MS-6-5B	3/8	10	5/16	8	2.00	51	1-3/8	35	5/8
134MS-6-6B	3/8	10	3/8	10	2.08	53	1-3/8	35	3/4

Construction: Brass.

For detailed ordering information, please consult price list or contact Parflex® Division.



A Hose
 B Tubing
 C Coiled Air Hose & Fittings
 D Transportation
 E Fittings Series MS
 F Tooling, Equipment & Accessories
 G General Technical