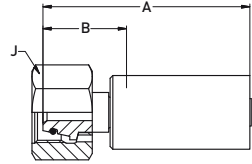


Hoses with design factor >2:1

1C9LX

1C9LX – Metric female swivel heavy series with O-ring

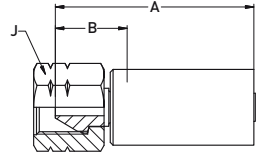


MATERIAL High strength carbon steel, zinc plated, C: Stainless steel

#	⊙				⋈	A	B	J	↗		Nipple ID	Ferrule OD
	DN	size	mm	inch					MPa	psi		
1C9LX-8-025	4	-025	4.0	5/32	M16x1.5	67	30	22	220	31,900	1.4	14.6
1C9LX-16-03	5	-03	4.8	3/16	M24x1.5	80	38	30	180	26,100	1.4	15.3
1C9LX-10-04	6	-04	6.4	1/4	M18x1.5	76	31	27	164	23,780	2.9	17.0
1C9LX-16-04	6	-04	6.4	1/4	M24x1.5	85	40	30	164	23,780	2.9	17.0
1C9LX-12-05	8	-05	7.9	5/16	M20x1.5	78	34	27	150	21,750	3.7	21.0
1C9LX-14-05	8	-05	7.9	5/16	M22x1.5	84	40	30	150	21,750	3.7	21.0
1C9LX-16-05	8	-05	7.9	5/16	M24x1.5	84	40	30	150	21,750	3.7	21.0
1C9LX-16-05C	8	-05	7.9	5/16	M24x1.5	84	40	30	150	21,750	3.7	21.0
1C9LX-12-06	10	-06	9.5	3/8	M20x1.5	76	30	27	140	20,300	5.8	26.9
1C9LX-14-06	10	-06	9.5	3/8	M22x1.5	76	30	30	140	20,300	5.8	26.9
1C9LX-14-06C	10	-06	9.5	3/8	M22x1.5	76	30	30	140	20,300	5.8	26.9
1C9LX-16-06	10	-06	9.5	3/8	M24x1.5	80	34	30	140	20,300	5.8	26.9
1C9LX-16-06C	10	-06	9.5	3/8	M24x1.5	80	34	30	140	20,300	5.8	26.9
1C9LX-16-08	12	-08	12.7	1/2	M24x1.5	88	34	30	130	18,850	6.7	30.7
1C9LX-16-08C	12	-08	12.7	1/2	M24x1.5	88	34	30	130	18,850	6.7	30.7
1C9LX-25-12	20	-12	19.0	3/4	M36x2	92	39	46	100	14,500	12.7	38.5
1C9LX-25-12C4462	20	-12	19.0	3/4	M36x2	92	39	46	100	14,500	12.7	38.5
1C9LX-30-16	25	-16	25.4	1	M42x2	98	45	50	90	13,050	17.2	45.3
6C9LX-30-16C	25	-16	25.4	1	M42x2	118	52	50	90	13,050	17.2	45.3

Design Factor >2:1

6AYLX / 1AYLX – Type “M” female swivel

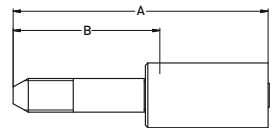


MATERIAL High strength carbon steel, zinc plated, C: Stainless steel

#	⊙				⌚	A	B	J	↻		Nipple ID	Ferrule OD
	DN	size	mm	inch					MPa	psi		
1AYLX-6-02	3	-02	3.0	1/8	9/16 - 18UNF	48	26	22	207	30,000	1.5	9.8
6AYLX-6-2AC	4	-025	4.0	5/32	9/16 - 18 UNF	64	33	17	301	43,645	1.6	13.2
1AYLX-6-025	4	-025	4.0	5/32	9/16 - 18 UNF	64	33	22	220	31,900	1.4	14.6
1AYLX-6-03	5	-03	4.8	3/16	9/16 - 18UNF	66	26	22	180	26,100	1.4	15.3
1AYLX-6-03C	5	-03	4.8	3/16	9/16 - 18 UNF	67	26	22	180	26,100	1.4	15.3
1AYLX-6-04	6	-04	6.4	1/4	9/16 - 18UNF	61	29	22	164	23,780	2.9	17.0
1AYLX-6-04C	6	-04	6.4	1/4	9/16 - 18UNF	61	29	22	164	23,780	2.9	17.0
1AYLX-8-05	8	-05	7.9	5/16	3/4 - 16UNF	74	30	27	150	21,750	3.7	21.0
1AYLX-8-05C	8	-05	7.9	5/16	3/4 - 16 UNF	70	31	27	150	21,750	3.7	21.0
1AYLX-8-06	10	-06	9.5	3/8	3/4 - 16UNF	70	26	27	140	20,300	5.8	26.9
1AYLX-8-06C	10	-06	9.5	3/8	3/4 - 16 UNF	70	25	27	140	20,300	5.8	26.9
1AYLX-11-08	12	-08	12.7	1/2	1 - 12 UNF	80	27	32	130	18,850	6.7	30.7
1AYLX-11-08C	12	-08	12.7	1/2	1 - 12 UNF	80	27	32	130	18,850	6.7	30.7
1AYLX-16-12	20	-12	19.0	3/4	1 5/16-12UNF	82	29	41	100	14,500	12.7	38.5
6AYLX-16-16C	25	-16	25.4	1	1 5/16 - 12 UNF	100	47	38	90	13,050	17.2	45.3

Design Factor >2:1

1YMLX – High pressure tube nipple metric – LH thread



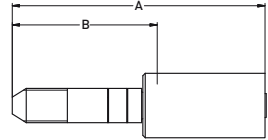
MATERIAL High strength carbon steel, zinc plated, C: Stainless steel

#	⊙				⌚	A	B	↻		Nipple ID	Ferrule OD
	DN	size	mm	inch				MPa	psi		
1YMLX-6-05	8	-05	7.9	5/16	M14x1.5-LH	110	66	150	21,750	3.7	21.0
1YMLX-11-08	12	-08	12.7	1/2	M18x1.5-LH	120	65	250	36,250	6.7	30.7

Hoses with design factor >2:1

1YALX / 1Y4LX

1YALX / 1Y4LX – High pressure tube nipple UNF – LH thread

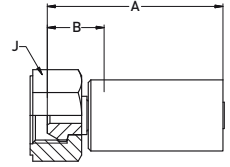


MATERIAL Special materials, C: Stainless steel

#	⊙				🌀	A	B	⊙		Nipple ID	Ferrule OD
	DN	size	mm	inch				MPa	psi		
1YALX-1-025	4	-025	4.0	5/32	1/4 - 28UNF-LH	87	50	220	31,900	1.4	14.6
1YALX-1-025C	4	-025	4.0	5/32	1/4 - 28UNF-LH	87	50	220	31,900	1.4	14.6
1YALX-3-025	4	-025	4.0	5/32	3/8 - 24UNF-LH	89	50	220	31,900	1.4	14.6
1YALX-1-03	5	-03	4.8	3/16	1/4 - 28UNF-LH	92	53	180	26,100	1.4	15.3
1YALX-1-03C	5	-03	4.8	3/16	1/4 - 28UNF-LH	92	53	180	26,100	1.4	15.3
1YALX-3-03	5	-03	4.8	3/16	3/8 - 24UNF-LH	99	57	180	26,100	1.4	15.3
1YALX-3-03C	5	-03	4.8	3/16	3/8 - 24UNF-LH	99	57	180	26,100	1.4	15.3
1YALX-6-03	5	-03	4.8	3/16	9/16 - 18UNF-LH	108	67	180	26,100	1.4	15.3
1YALX-6-03C	5	-03	4.8	3/16	9/16 - 18UNF-LH	108	67	180	26,100	1.4	15.3
1YALX-3-04	6	-04	6.4	1/4	3/8 - 24UNF-LH	102	58	164	23,780	2.9	17.0
1YALX-6-04	6	-04	6.4	1/4	9/16 - 18UNF-LH	112	67	164	23,780	2.9	17.0
1YALX-3-05C	8	-05	7.9	5/16	3/8 - 24UNF-LH	103	59	150	21,750	3.7	21.0
1YALX-6-05	8	-05	7.9	5/16	9/16 - 18UNF-LH	110	66	150	21,750	3.7	21.0
1YALX-6-05C	8	-05	7.9	5/16	9/16 - 18UNF-LH	110	66	150	21,750	3.7	21.0
1YALX-6-06	10	-06	9.5	3/8	9/16 - 18UNF-LH	106	62	140	20,300	5.8	26.9
1YALX-6-06C	10	-06	9.5	3/8	9/16 - 18UNF-LH	106	62	140	20,300	5.8	26.9
1Y4LX-9-08	12	-08	12.7	1/2	9/16 - 18UNF-LH	124	70	140	20,300	6.7	30.7
1Y4LX-9-08C	12	-08	12.7	1/2	9/16 - 18UNF-LH	124	70	140	20,300	6.7	30.7

Design Factor >2:1

192LX / 692LX – BSP female swivel (60° cone)

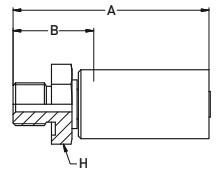


MATERIAL High strength carbon steel, zinc plated, C: Stainless steel

#	⊙				⌚	A	B	J	↗	Nipple ID	Ferrule OD	
	DN	size	mm	inch								mm
192LX-4-03	5	-03	4.8	3/16	G 1/4	64	25	22	180	26,100	1.4	15.3
192LX-4-03C	5	-03	4.8	3/16	G 1/4	64	25	22	180	26,100	1.4	15.3
192LX-6-05	8	-05	7.9	5/16	G 3/8	69	25	27	150	21,750	3.7	21.0
192LX-6-05C	8	-05	7.9	5/16	G 3/8	69	25	27	150	21,750	3.7	21.0
192LX-8-06	10	-06	9.5	3/8	G 1/2	66	22	30	140	20,300	5.8	26.9
192LX-8-06C	10	-06	9.5	3/8	G 1/2	66	22	30	140	20,300	5.8	26.9
192LX-8-08	12	-08	12.7	1/2	G 1/2	75	21	30	130	18,850	6.7	30.7
192LX-8-08C	12	-08	12.7	1/2	G 1/2	75	21	30	130	18,850	6.7	30.7
192LX-12-08C	12	-08	12.7	1/2	G 3/4	85	30	32	130	18,850	6.7	30.7
192LX-16-12	20	-12	19.0	3/4	G 1	77	24	41	100	14,500	12.7	38.5
192LX-16-12C4462	20	-12	19.0	3/4	G 1	77	24	41	100	14,500	12.7	38.5
192LX-20-16	25	-16	25.4	1	G 1 1/4	78	25	50	90	13,050	17.2	45.3
692LX-16-16C	25	-16	25.4	1	G 1	78	25	50	90	13,050	17.2	45.3

Design Factor >2:1

1Y9LX – BSP male for USIT ring



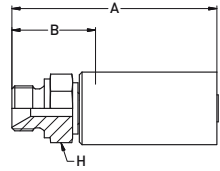
MATERIAL High strength carbon steel, zinc plated, C: Stainless steel

#	⊙				⌚	A	B	H	↗	Nipple ID	Ferrule OD	
	DN	size	mm	inch								mm
1Y9LX-4-03	5	-03	4.8	3/16	G 1/4	72	32	22	180	26,100	1.4	15.3
1Y9LX-4-03C	5	-03	4.8	3/16	G 1/4	72	32	22	180	26,100	1.4	15.3
1Y9LX-6-05	8	-05	7.9	5/16	G 3/8	82	38	27	150	21,750	3.7	21.0
1Y9LX-8-08	12	-08	12.7	1/2	G 1/2	87	32	36	130	18,850	6.7	30.7

Hoses with design factor >2:1

1D9LX – 1C3LX

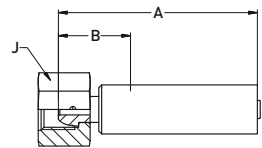
1D9LX – BSP male



MATERIAL High strength carbon steel, zinc plated

#	⊙				⌚	A	B	⬡	↻		Nipple ID	Ferrule OD
	DN	size	mm	inch					MPa	psi		
1D9LX-4-025	4	-025	4.0	5/32	G 1/4	73	36	19	220	31,900	1.4	14.6
1D9LX-4-03	5	-03	4.8	3/16	G 1/4	77	35	19	180	26,100	1.4	15.3
1D9LX-4-04	6	-04	6.4	1/4	G 1/4	80	36	19	164	23,780	2.9	17.0
1D9LX-4-05	8	-05	7.9	5/16	G 1/4	77	33	19	150	21,750	3.7	21.0
1D9LX-4-06	10	-06	9.5	3/8	G 1/4	76	30	19	140	20,300	5.8	26.9

1C3LX – Metric female swivel light series

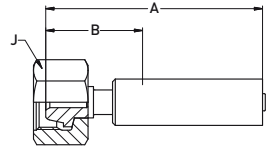


MATERIAL High strength carbon steel, zinc plated, C: Stainless steel

#	⊙				⌚	A	B	⬡	↻		Nipple ID	Ferrule OD
	DN	size	mm	inch					MPa	psi		
1C3LX-8-025	4	-025	4.0	5/32	M14x1,5	63	26	22	220	31,900	1.4	14.6
1C3LX-8-03	5	-03	4.8	3/16	M14x1.5	64	25	22	180	26,100	1.4	15.3
1C3LX-8-03C	5	-03	4.8	3/16	M14x1.5	64	25	22	180	26,100	1.4	15.3
1C3LX-8-04	6	-04	6.4	1/4	M14x1.5	69	25	22	164	23,780	2.9	17.0
1C3LX-8-04C	6	-04	6.4	1/4	M14x1.5	69	25	22	164	23,780	2.9	17.0

Design Factor >2:1

1C6LX – Metric female swivel heavy series

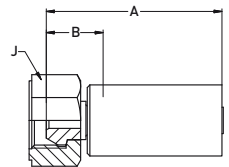


MATERIAL High strength carbon steel, zinc plated

#						A	B				Nipple ID	Ferrule OD
	DN	size	mm	inch					MPa	psi		
1C6LX-12-05	8	-05	7.9	5/16	M20x1.5	78	34	27	150	21,750	3.7	21.0

Design Factor >2:1

1MRLX – Metric female swivel 59° cone



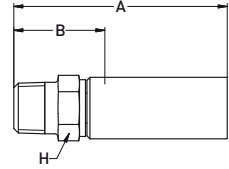
MATERIAL High strength carbon steel, zinc plated

#						A	B				Nipple ID	Ferrule OD
	DN	size	mm	inch					MPa	psi		
1MRLX-6-03	5	-03	4.8	3/16	M12x1.5	92	53	17	180	26,100	1.4	15.3
1MRLX-8-03	5	-03	4.8	3/16	M14x1.5	66	26	22	180	26,100	1.4	15.3

Hoses with design factor >2:1

101LX / 601LX

101LX / 601LX – National Pipe Tapered (NPT) male

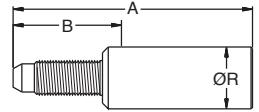


MATERIAL Special materials, C: Stainless steel

#	⊙				⌚	A	B	⬡	↗		Nipple ID	Ferrule OD
	DN	size	mm	inch					MPa	psi		
101LX-4-03	5	-03	4.8	3/16	1/4 NPT	75	33	14	103.4	15,000	1.4	15.3
101LX-4-04	6	-04	6.4	1/4	1/4 NPT	80	36	14	103.4	15,000	2.9	17.0
101LX-4-04C	6	-04	6.4	1/4	1/4 NPT	80	36	14	103.4	15,000	2.9	17.0
101LX-6-04	6	-04	6.4	1/4	3/8 NPT	80	36	19	103.4	15,000	2.9	17.0
101LX-4-05	8	-05	7.9	5/16	1/4 NPT	76	31	14	103.4	15,000	3.7	21.0
101LX-4-05C	8	-05	7.9	5/16	1/4 NPT	76	31	14	103.4	15,000	3.7	21.0
101LX-6-05	8	-05	7.9	5/16	3/8 NPT	75	35	19	103.4	15,000	3.7	21.0
101LX-6-05C	8	-05	7.9	5/16	3/8 NPT	81	36	19	103.4	15,000	3.7	21.0
101LX-6-06	10	-06	9.5	3/8	3/8 NPT	76	30	19	103.4	15,000	5.8	26.9
101LX-8-06	10	-06	9.5	3/8	1/2 NPT	81	35	22	103.4	15,000	5.8	26.9
101LX-8-06C	10	-06	9.5	3/8	1/2 NPT	81	35	22	103.4	15,000	5.8	26.9
101LX-8-08	12	-08	12.7	1/2	1/2 NPT	91	37	22	103.4	15,000	6.7	30.7
101LX-8-08C	12	-08	12.7	1/2	1/2 NPT	91	37	22	103.4	15,000	6.7	30.7
101LX-12-12	20	-12	19.0	3/4	3/4 NPT	124	57	35	69.0	10,000	12.7	38.5
101LX-16-16	25	-16	25.4	1	1 NPT	125	64	35	69.0	10,000	17.2	45.3
601LX-16-16C	25	-16	25.4	1	1 NPT	125	64	35	69.0	10,000	17.2	45.3




Design Factor >2:1

6YHLX – UNF male nozzle nipple



MATERIAL Special materials, C: Stainless steel

NOTE *ProLance fitting

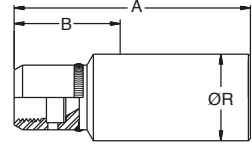
#						A	B	R			Nipple ID	Ferrule OD
	DN	size	mm	inch					mm	mm		
6YHLX-4-2AC-PL*	4	-025	4.0	5/32	1/4 - 28 UNF	58	26	8	280	40,600	1.6	11.6
6YHLX-4-2AC-PL-LH*	4	-025	4.0	5/32	1/4 - 28 UNF LH	58	26	8	280	40,600	1.6	11.6
6YHLX-4-3C-PL*	5	-03	4.8	3/16	1/4 - 28 UNF	62	29	10	280	40,600	2.1	12.5
6YHLX-4-3C-PL-LH*	5	-03	4.8	3/16	1/4 - 28 UNF LH	62	29	10	280	40,600	2.1	12.5
6YHLX-6-3C-PL*	5	-03	4.8	3/16	3/8 - 24 UNF	65	32	10	250	36,250	2.1	12.5
6YHLX-6-3C-PL-LH*	5	-03	4.8	3/16	3/8 - 24 UNF LH	65	32	10	250	36,250	2.1	12.5
6YHLX-6-4C-PL*	6	-04	6.4	1/4	3/8 - 24 UNF	66	36	11	250	36,250	3.4	15.0
6YHLX-6-4C-PL-LH*	6	-04	6.4	1/4	3/8 - 24 UNF LH	66	36	11	250	36,250	3.4	15.0
6YHLX-9-5C-PL*	8	-05	7.9	5/16	9/16 - 18 UNF	80	36	16	137.9	20,000	4.3	17.4
6YHLX-9-5C-PL-LH*	8	-05	7.9	5/16	9/16 - 18 UNF LH	80	36	16	137.9	20,000	4.3	17.4

Design Factor >2:1

Hoses with design factor >2:1

6HYLX

6HYLX – UNF female for water jetting nozzle



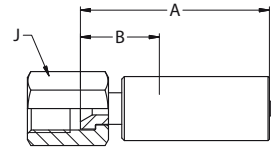
MATERIAL Special materials, C: Stainless steel

NOTE *ProLance fitting

#	⊙				⋯	A	B	R	↗		Nipple ID	Ferrule OD
	DN	size	mm	inch					MPa	psi		
6HYLX-4-2AC-PL*	4	-025	4.0	5/32	1/4 - 28 UNF	51	19	9	280	40,600	1.6	11.6
6HYLX-4-2AC-PL-LH*	4	-025	4.0	5/32	1/4 - 28 UNF LH	51	19	9	280	40,600	1.6	11.6
6HYLX-6-2AC-PL-LH*	4	-025	4.0	5/32	3/8 - 24 UNF-LH	49	21	11	280	40,600	1.6	11.6
6HYLX-4-3C-PL*	5	-03	4.8	3/16	1/4 - 28 UNF	52	19	9	280	40,600	2.1	12.5
6HYLX-4-3C-PL-LH*	5	-03	4.8	3/16	1/4 - 28 UNF LH	52	19	9	280	40,600	2.1	12.5
6HYLX-6-3C-PL*	5	-03	4.8	3/16	3/8 - 24 UNF	56	23	11	250	36,250	2.1	12.5
6HYLX-6-3C-PL-LH*	5	-03	4.8	3/16	3/8 - 24 UNF LH	56	23	11	250	36,250	2.1	12.5
6HYLX-6-4C-PL*	6	-04	6.4	1/4	3/8 - 24 UNF	58	25	11	250	36,250	3.4	15.0
6HYLX-6-4C-PL-LH*	6	-04	6.4	1/4	3/8 - 24 UNF LH	58	25	11	250	36,250	3.4	15.0
6HYLX-9-5C-PL*	8	-05	7.9	5/16	9/16 - 18 UNF	72	28	17	137.9	20,000	4.3	17.4
6HYLX-9-5C-PL-LH*	8	-05	7.9	5/16	9/16 - 18 UNF	72	28	17	137.9	20,000	4.3	17.4

Design Factor >2:1

66YLX – High pressure female swivel

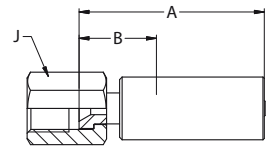


MATERIAL Special materials, C: Stainless steel

#	⊙				⌚	A	B	J	↻		Nipple ID	Ferrule OD
	DN	size	mm	inch					MPa	psi		
66YLX-4-3	5	-03	4.8	3/16	9/16 - 18 UNF	71	33	19	180	26,100	2.1	15.0
66YLX-4-3C	5	-03	4.8	3/16	9/16 - 18 UNF	74	36	17	180	26,100	2.1	15.0

Design Factor >2:1

65YLX – Medium pressure female swivel



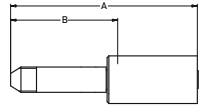
MATERIAL Special materials, C: Stainless steel

#	⊙				⌚	A	B	J	↻		Nipple ID	Ferrule OD
	DN	size	mm	inch					MPa	psi		
65YLX-6-3	5	-03	4.8	3/16	9/16 - 18	78	39	19	137.9	20,000	2.1	15.0
65YLX-6-3C	5	-03	4.8	3/16	9/16 - 18	78	39	19	137.9	20,000	2.1	15.0
65YLX-6-4	6	-04	6.4	1/4	9/16 - 18	72	39	19	137.9	20,000	3.4	15.6
65YLX-6-4C	6	-04	6.4	1/4	9/16 - 18	72	39	19	137.9	20,000	3.4	15.6




Hoses with design factor >2:1

66YLX – 1Y2LX / 6Y2LX

1Y2LX / 6Y2LX – Medium pressure tube nipple




MATERIAL Special materials, C: Stainless steel

#						A	B			Nipple ID	Ferrule OD
	DN	size	mm	inch				MPa	psi		
1Y2LX-6-025	4	-025	4.0	5/32	3/8 - 24UNF-LH	112	65	137.9	20,000	1.4	14.6
1Y2LX-6-03	5	-03	4.8	3/16	3/8 - 24UNF-LH	118	65	137.9	20,000	1.4	15.3
1Y2LX-6-04	6	-04	6.4	1/4	3/8 - 24UNF-LH	120	65	137.9	20,000	2.9	17.0
1Y2LX-3-04C	6	-04	6.4	1/4	3/8 - 24UNF-LH	109	65	137.9	20,000	2.9	17.0
1Y2LX-9-05	8	-05	7.9	5/16	9/16 - 18 UNF LH	105	60	137.9	20,000	3.7	21.0
1Y2LX-9-06C	10	-06	9.5	3/8	9/16 - 18 UNF LH	137	91	137.9	20,000	5.8	26.9
1Y2LX-9-08	12	-08	12.7	1/2	9/16 - 18 UNF LH	110	60	137.9	20,000	6.7	30.7
1Y2LX-12-08C	12	-08	12.7	1/2	3/4 - 16 UNF LH	158	104	137.9	20,000	6.7	30.7
1Y2LX-12-12C4462	20	-12	19.0	3/4	3/4 - 16 UNF LH	160	100	137.9	20,000	12.7	38.5
6Y2LX-16-12C	20	-12	19.0	3/4	1 - 14 UNS-LH	137	70	137.9	20,000	13.3	34.2

Design Factor >2:1

2448D-TOUGH COVER – Ultra-high pressure hose









CONSTRUCTION

- Core tube** : Polyoxymethylene
- Pressure reinforcement** : Four spiral layers of maximum tensile steel wire
- Cover** : Polyamide
- Standard colour** : blue

TEMPERATURE RANGE -10°C up to +70°C

Design Factor >2:1

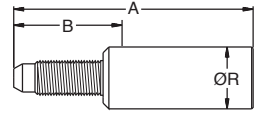
#												
	DN	size	mm	inch	mm	MPa	psi	MPa	psi	mm	kg/m	
2448D-025V32-TC	4	-025	4.0	5/32	9.9	301	43,640	650	94,240	100	0.21	

NOTES -

Hoses with design factor >2:1




6YHLX – 6HYLX

6YHLX – UNF male nozzle nipple

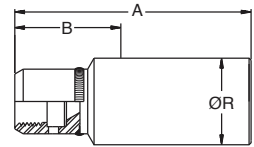


MATERIAL Stainless steel

NOTE *ProLance fitting




#						A	B	R			Nipple ID	Ferrule OD
	DN	size	mm	inch					MPa	psi		
6YHLX-4-2AC-PL*	4	-025	4.0	5/32	1/4 - 28 UNF	58	26	8	280	40,600	1.6	12.8
6YHLX-4-2AC-PL-LH*	4	-025	4.0	5/32	1/4 - 28 UNF LH	58	26	8	280	40,600	1.6	12.8

6HYLX – UNF female for water jetting nozzle

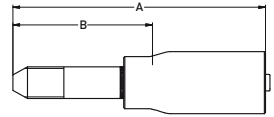


MATERIAL Stainless steel




NOTE *ProLance fitting

#						A	B	R			Nipple ID	Ferrule OD
	DN	size	mm	inch					MPa	psi		
6HYLX-4-2AC-PL*	4	-025	4.0	5/32	1/4 - 28 UNF	51	19	9	280	40,600	1.6	12.8
6HYLX-4-2AC-PL-LH*	4	-025	4.0	5/32	1/4 - 28 UNF LH	51	19	9	280	40,600	1.6	12.8
6HYLX-6-2AC-PL-LH*	4	-025	4.0	5/32	3/8 - 24 UNF-LH	49	21	11	280	40,600	1.6	12.8

**6Y4LX – High pressure tube nipple
 UNF – LH thread**

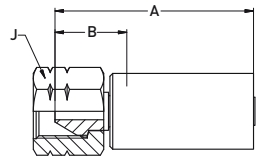


MATERIAL Stainless steel





#						A	B			Nipple ID	Ferrule OD
	DN	size	mm	inch				MPa	psi		
6Y4LX-4-2AC	4	-025	4.0	5/32	1/4 - 28UNF-LH	75	44	400	58,000	1.6	14.4
6Y4LX-6-2AC	4	-025	4.0	5/32	3/8 - 24UNF-LH	86	55	400	58,000	1.6	14.4

Design Factor >2:1

6AYLX – Type “M” female swivel



MATERIAL Stainless steel

#						A	B				Nipple ID	Ferrule OD
	DN	size	mm	inch					MPa	psi		
6AYLX-6-2AC	4	-025	4.0	5/32	9/16 - 18 UNF	64	33	17	301	43,645	1.6	14.4